



Delta Regional Authority

DRA 101

*Creating Jobs.
Building Communities.
Improving Lives.*



Delta Regional Authority

Established in 2000

Federal-State Partnership

Alabama

Louisiana

Arkansas

Mississippi

Illinois

Missouri

Kentucky

Tennessee

Economic and Community Development





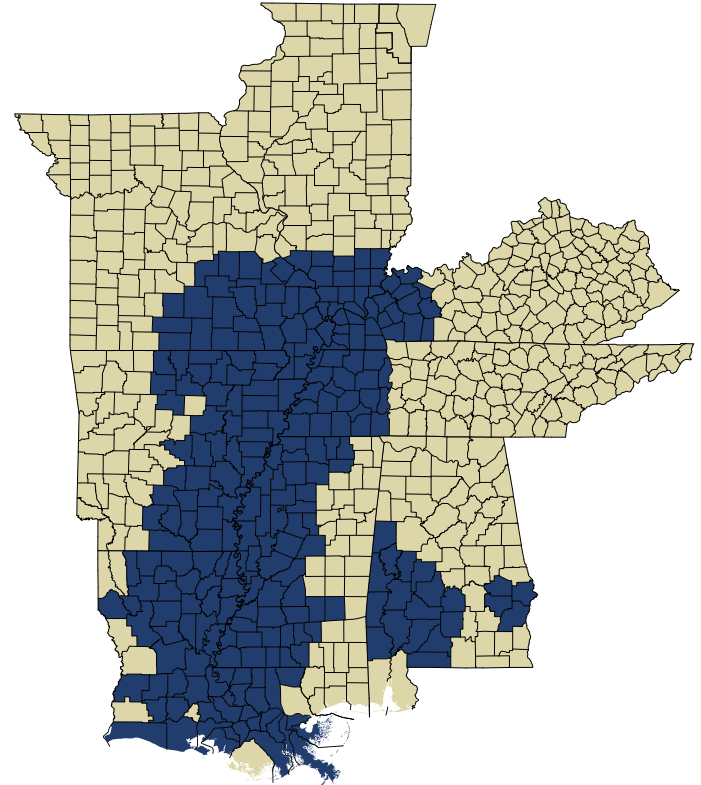
Delta Regional Authority

The Delta Region

252 Counties and Parishes

234 Deemed “Distressed”

9,925,799 Residents



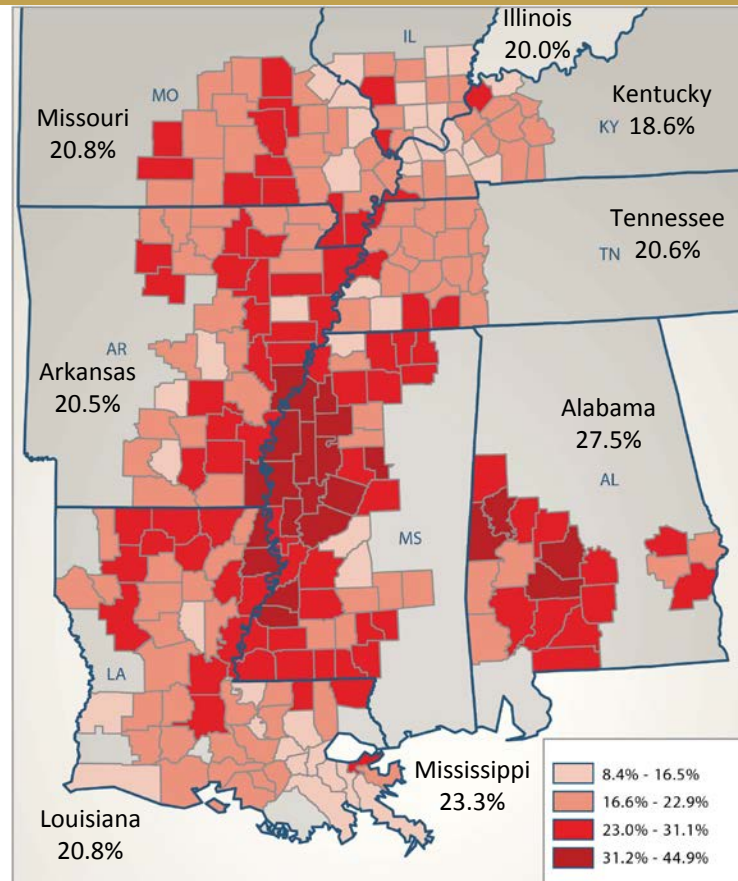


Delta Regional Authority

Poverty in the Delta

1 in 5 people in the Delta
live in poverty

109 counties are in
persistent poverty



United States
15.6%

Delta Region
21.3%



Delta Regional Authority

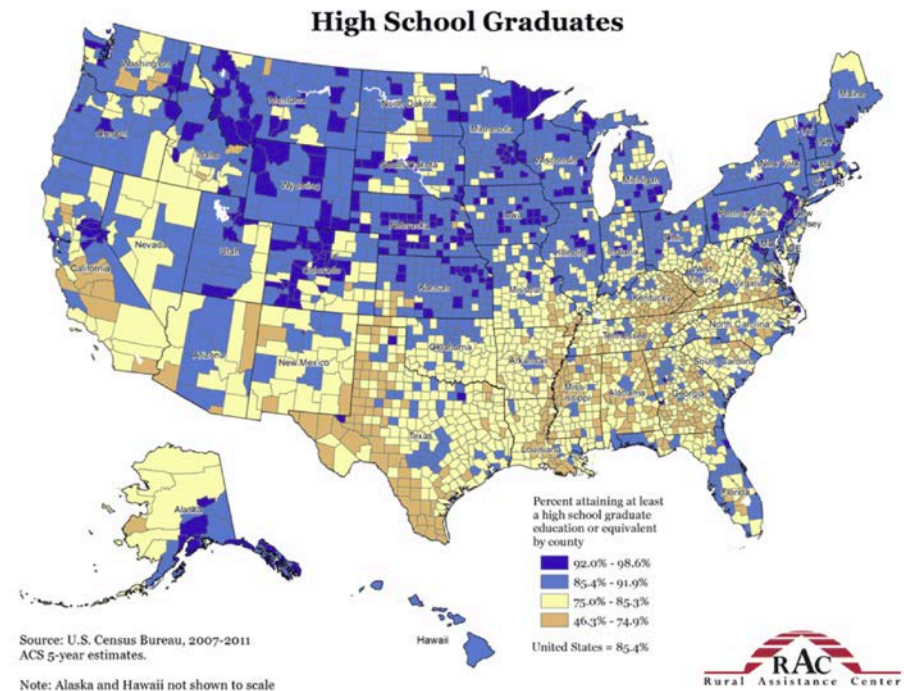
Educational Attainment in the

Delta

55.9% adults with high school diploma or GED

6.3% adults with associate's degree

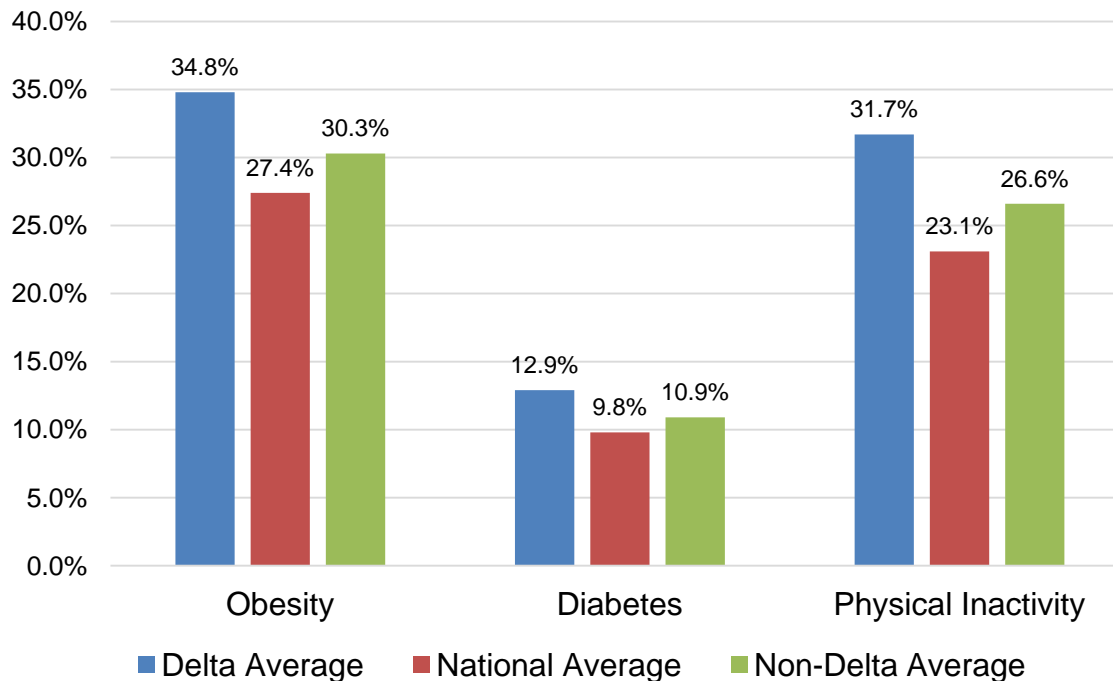
13.2% adults with bachelor's degree





Delta Regional Authority

Health Outcomes in the Delta



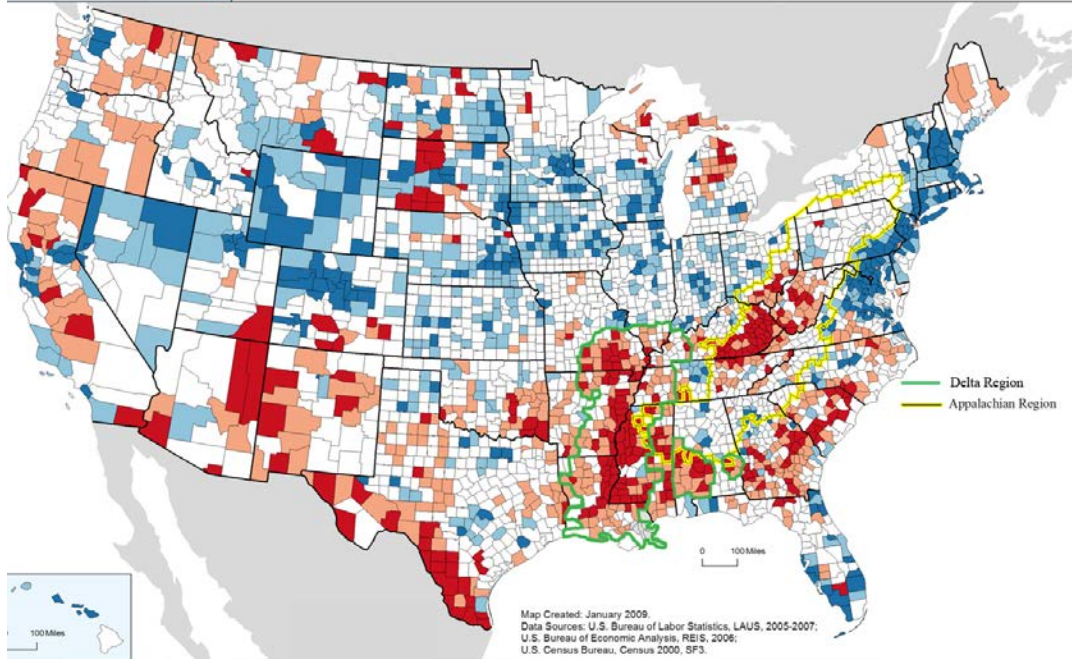
Approx. **91%** of counties and parishes considered Health Professional Shortage Areas (HPSAs)



Delta Regional Authority



County Economic Status in the United States,
Fiscal Year 2010



Federal-State Regional Commissions

Appalachian Regional
Commission

Delta Regional Authority



Delta Regional Authority

Regional Development Plan III: *Moving the Delta Forward*

- Goal 1: Improved Workforce Competitiveness
- Goal 2: Strengthened Infrastructure
- Goal 3: Increased Community Capacity





Delta Regional Authority

Investments

DRA 101



Delta Regional Authority

Investing in the Delta

Basic Public
Infrastructure

Transportation
Infrastructure

Small Business &
Entrepreneurship

Workforce
Training and
Education

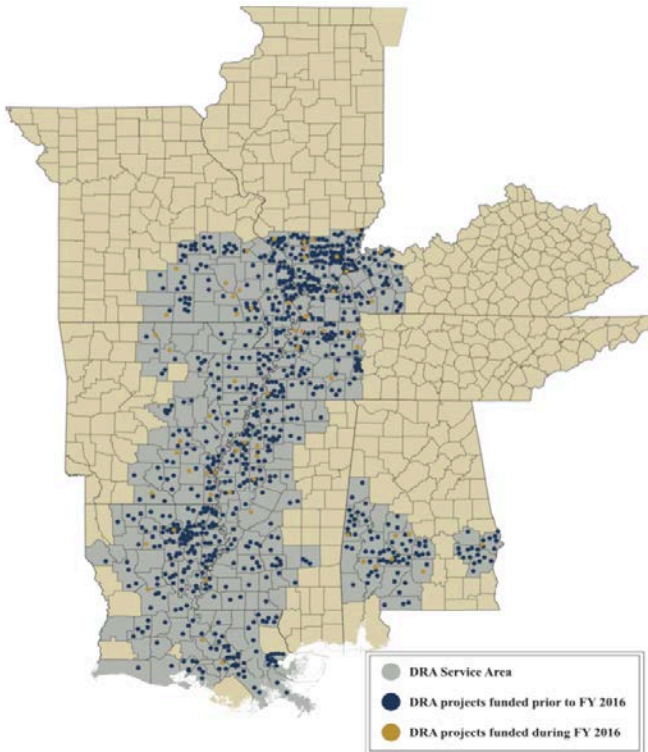
Access to Quality,
Affordable
Healthcare

Disaster
Recovery and
Resilience



Delta Regional Authority

States' Economic Development Assistance Program



Regional Impact Job Creation

Leveraged Investments

- At least 75 percent of funds invested into Economically Distressed Counties and Parishes
- At least 50 percent of its funds into Basic Public Infrastructure and Transportation Infrastructure projects



Delta Regional Authority

Community Infrastructure Fund

Basic Public Infrastructure

Flood Control

Transportation Improvements



Delta Regional Authority

DRA Investment Outcomes: FY 2002-2016

Total DRA Projects **1,056**



Total Investment:

\$3,490,197,775

- DRA Investment: \$162,929,471
- Leveraged Public Investment: \$1,025,119,174
- Leveraged Private Capital Investment: \$2,302,149,129

37,119

Jobs to be Created & Retained

7,372

People Trained

66,114

Families Affected

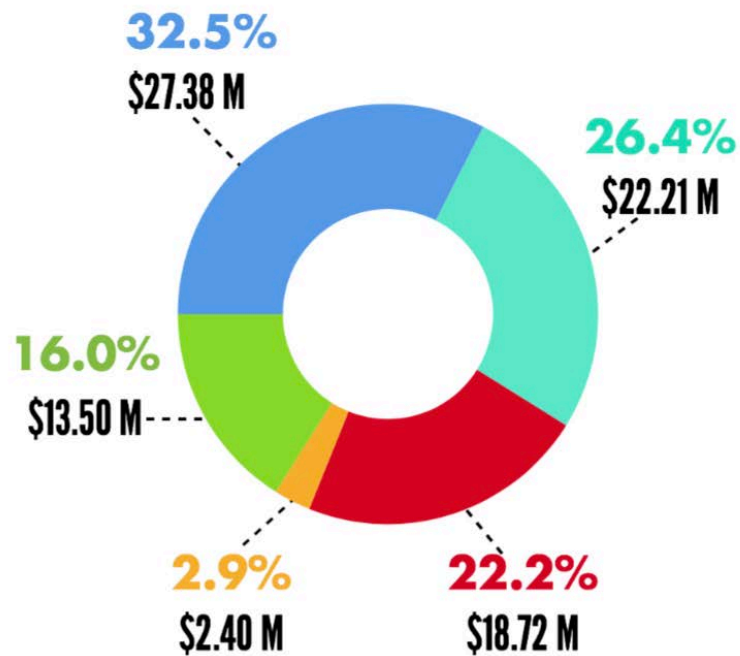


Investment Leverage Ratio: **24.02 to 1**



Delta Regional Authority

DRA Investment Report: FY 2010-2016



POPULATION DENSITIES

- 1 - 2,500
- 2,501 - 10,000
- 10,001 - 30,000
- 30,001 - 50,000
- 50,000+

NOTE: All figures are based on the city/state of the awardee



Delta Regional Authority

Stay engaged with the DRA.

www.DRA.gov

